


**Shareholding Pattern under Regulation 31 of SEBI (Listing Obligations and Disclosure Requirements) Regulations, 2015**

1.	<b>Name of Listed Entity:</b> Mangalam Drugs & Organics Limited
2.	<b>Scrip Code/Name of Scrip/Class of Security:</b> 532637
3.	<b>Share Holding Pattern Filed under:</b> Reg. 31(1)(a)/Reg. 31(1)(b)/Reg.31(1)(c)
	a. If under 31(1)(b) then indicate the report for Quarter ending 31-12-2016
	b. If under 31(1)(c) then indicate date of allotment/extinguishment
4.	<b>Declaration:</b> The Listed entity is required to submit the following declaration to the extent of submission of information:-

	Particulars	Yes*	No*
1	Whether the Listed Entity has issued any partly paid up shares?		No
2	Whether the Listed Entity has issued any Convertible Securities or Warrants?		No
3	Whether the Listed Entity has any shares against which depository receipts are issued?		No
4	Whether the Listed Entity has any shares in locked-in?	Yes	
5	Whether any shares held by promoters are pledge or otherwise encumbered?	Yes	

\* If the Listed Entity selects the option 'No' for the questions above, the columns for the partly paid up shares, Outstanding Convertible Securities/Warrants, depository receipts, locked-in shares, No of shares pledged or otherwise encumbered by promoters, as applicable, shall not be displayed at the time of dissemination on the Stock Exchange website. Also wherever there is 'No' declared by Listed Entity in above table the values will be considered as 'Zero' by default on submission of the format of holding of specified securities.

GENERATED ON :04/01/2017 NSDL : 31/12/2016 CDSL :31/12/2016




**Mangalam Drugs & Organics Limited**
**Table I - Summary Statement holding of specified securities**

Category	Category of shareholder	Nos. of shareholders	No. of fully paid up equity shares held	No. of Partly paid-up equity shares held	No. of shares underlying Depository Receipts	Total nos. shares held	Shareholding as a % of total no. of shares (calculated as per SCRR, 1957)	Number of Voting Rights held in each class of securities				Shares Underlying Outstanding convertible securities (including	ing, as a % assuming full conversion of convertible securities	Number of Locked in shares		Number of Shares pledged or otherwise encumbered		Number of equity shares held in dematerialised form
								No of Voting Rights			Total as a % of (A+B+C)			No. (a)	As a % of total Shares held(b)	No. (a)	As a % of total Shares held(b)	
								Class eg: X	Class eg: Y	Total								
(I)	(II)	(III)	(IV)	(V)	(VI)	(VII) =	(VIII) As a	(IX)				(X)	(XI)=	(XII)		(XIII)		(XIV)
(A)	Promoter & Promoter Group	18	8034737	0	0	8034737	50.762	8034737	0	8034737	50.762	0	50.762	2650000	32.9817	4050133	50.4077	8034737
(B)	Public	15014	7793511	0	0	7793511	49.238	7793511	0	7793511	49.238	0	49.238	0	0	NA	NA	7793501
(C)	Non Promoter - Non Public																	
(C1)	Shares Underlying DRs	0	0	0	0	0	0	0	0	0	0	0	0	0	0	NA	NA	0
(C2)	Shares Held By Employee Trust	0	0	0	0	0	0	0	0	0	0	0	0	0	0	NA	NA	0
	Total	15032	15828248	0	0	15828248	100	15828248	0	15828248	100	0	100	2650000	16.7422	4050133	25.588	15828238

GENERATED ON :04/01/2017

NSDL : 31/12/2016

CDSL : 31/12/2016



**Mangalam Drugs & Organics Limited**

**Table II - Statement showing shareholding pattern of the Promoter and Promoter Group**

1	Category & Name of the shareholders (I)	PAN (II)	Nos. of shareholders (III)	No. of fully paid up equity shares held (IV)	Partly paid-up equity shares held (V)	No. of shares underlying Depository Receipts (VI)	Total nos. shares held (VII) = (A+B+C2)	Shareholding % calculated as per SCRR, 1957 As a % of (A+B+C2) (VII) As a	Number of Voting Rights held in each class of securities			Shares Underlying & Outstanding convertible securities (including securities convertible as a % assuming full conversion of convertible securities) (X)	Number of Locked In shares (XI)	Number of Shares pledged or otherwise encumbered		Number of equity shares held in dematerialised form (XIV)	
									No of Voting Rights		Total as a % of (A+B+C) (IX)			As a % of total Shares held (b) (XII)	As a % of total Shares held (b) (XIII)		
									Class eg: X	Class eg: Y							Total
(a)	Individuals / Hindu Undivided Family		14	3046348	0	0	3046348	19.2463	3046348	0	3046348	19.2463	0	0	2324573	76.3069	3046348
	Dhoot Goverdhan Murlidhar	AEZPD7222G	1	511792	0	0	511792	3.2334	511792	0	511792	3.2334	0	0	459000	89.6849	511792
	Dhoot Brijmohan Murlidhar	AEZPD7225B	1	486996	0	0	486996	3.0768	486996	0	486996	3.0768	0	0	480883	98.7448	486996
	Chandrakanta Murlidhar Dhoot	AEZPD7218L	1	430067	0	0	430067	2.7171	430067	0	430067	2.7171	0	0	0	0	430067
	Radhika A Dhoot	ABJPD4530G	1	292500	0	0	292500	1.848	292500	0	292500	1.848	0	0	0	0	292500
	Smita A. Dhoot	AAHPD4567G	1	292500	0	0	292500	1.848	292500	0	292500	1.848	0	0	0	0	292500
	Rajkumari R. Dhoot	AAEPD1212F	1	275948	0	0	275948	1.7434	275948	0	275948	1.7434	0	0	0	0	275948
	Govardhan Murlidhar Dhoot	AAAHG0836L	1	155330	0	0	155330	0.9813	155330	0	155330	0.9813	0	0	0	0	155330
	Dhoot Rekha Goverdhan	AADPD7570R	1	148760	0	0	148760	0.9398	148760	0	148760	0.9398	0	0	0	0	148760
	Ajay R. Dhoot	AAEPD1211G	1	138687	0	0	138687	0.8762	138687	0	138687	0.8762	0	0	0	0	138687
	Dhoot Jyoti Brijmohan	AAKPD8687J	1	104550	0	0	104550	0.6605	104550	0	104550	0.6605	0	0	0	0	104550
	Aditya R. Dhoot	AACPD0896R	1	89225	0	0	89225	0.5637	89225	0	89225	0.5637	0	0	0	0	89225
	Brijmohan Murlidhar Dhoot	AAAHB1366C	1	77473	0	0	77473	0.4895	77473	0	77473	0.4895	0	0	0	0	77473
	Rajkamal Sukhani	AFGPS0180N	1	23520	0	0	23520	0.1486	23520	0	23520	0.1486	0	0	0	0	23520
	Shweta Goverdhan Dhoot	AHSPD8513C	1	19000	0	0	19000	0.12	19000	0	19000	0.12	0	0	0	0	19000
(b)	Central Government / State Government(s)		0	0	0	0	0	0	0	0	0	0	0	0	0	0	0
(c)	Financial Institutions / Banks		0	0	0	0	0	0	0	0	0	0	0	0	0	0	0
(d)	Any Other (Specify)		0	0	0	0	0	0	0	0	0	0	0	0	0	0	0
	Bodies Corporate		4	4988389	0	0	4988389	31.5157	4988389	0	4988389	31.5157	2650000	53.1234	1725560	34.5915	4988389
	Shri Jb Pharma Llp	ACVFS7536G	1	2650000	0	0	2650000	16.7422	2650000	0	2650000	16.7422	0	0	0	0	2650000
	Shree Kishoriju Trading & Investment Pvt Ltd	AAACS552L	1	1098851	0	0	1098851	6.9423	1098851	0	1098851	6.9423	0	0	0	0	1098851
	Shree Rasbihari Trading & Investment Pvt Ltd	AAACS5303H	1	1048018	0	0	1048018	6.6212	1048018	0	1048018	6.6212	0	0	0	0	1048018
	Raj Exports Pvt Ltd	AAACR6881M	1	191520	0	0	191520	1.21	191520	0	191520	1.21	0	0	0	0	191520
	Sub Total (A)(1)		18	8034737	0	0	8034737	50.762	8034737	0	8034737	50.762	2650000	32.9818	4050133	50.4078	8034737
2	Foreign																
(a)	Individuals (Non-Resident Individuals / Foreign Individuals)																
(b)	Government		0	0	0	0	0	0	0	0	0	0	0	0	0	0	0
(c)	Institutions		0	0	0	0	0	0	0	0	0	0	0	0	0	0	0
(d)	Foreign Portfolio Investor		0	0	0	0	0	0	0	0	0	0	0	0	0	0	0
(e)	Any Other (Specify)		0	0	0	0	0	0	0	0	0	0	0	0	0	0	0
	Sub Total (A)(2)		0	0	0	0	0	0	0	0	0	0	0	0	0	0	0
	Total Shareholding Of Promoter And Promoter Group (A)= (A)(1)+(A)(2)		18	8034737	0	0	8034737	50.762	8034737	0	8034737	50.762	2650000	32.9818	4050133	50.4078	8034737

Details of Shares which remain unclaimed may be given hear along with details such as number of shareholders, outstanding shares held in demat/unclaimed suspense account, voting rights which are frozen etc.

Note :

(1) PAN would not be displayed on website of Stock Exchange(s)

(2) The term 'Encumbrance' has the same meaning as assigned under regulation 2B(3) of SEBI (Substantial Acquisition of Shares and Takeovers) Regulations, 2011.

GENERATED ON :04/01/2017

NSDL : 31/12/2016

CDSL :31/12/2016



**Mangalam Drugs & Organics Limited**
**Table III - Statement showing shareholding pattern of the Public shareholder**

1	Category & Name of the shareholders (I)	PAN (II)	Nos. of shareholders (III)	No. of fully paid up equity shares held (IV)	Partly paid-up equity shares held (V)	No. of shares underlying Depository Receipts (VI)	Total nos. shares held (VII) =	Shareholding % calculated as per SCRR, 1957 As a % of (A+B+C2) (VIII) As a	Number of Voting Rights held in each class of securities			Shares Underlying Outstanding convertible securities (including	ing, as a % assuming full conversion of convertible securities (XI)=	Number of Locked in Shares		Number of Shares pledged or otherwise encumbered		Number of equity shares held in dematerialised form (XIV)	
									No of Voting Rights					Total as a % of (A+B+C) (X)	No. (a)	As a % of Total Shares held(b)	No. (a)		As a % of total Shares held(b)
									Class eg: X	Class eg: y	Total								
(a)	Mutual Fund		0	0	0	0	0	0	0	0	0	0	0	0	0	0	0	0	
(b)	Venture Capital Funds		0	0	0	0	0	0	0	0	0	0	0	0	0	0	0	0	
(c)	Alternate Investment Funds		0	0	0	0	0	0	0	0	0	0	0	0	0	0	0	0	
(d)	Foreign Venture Capital Investors		0	0	0	0	0	0	0	0	0	0	0	0	0	0	0	0	
(e)	Foreign Portfolio Investor		0	0	0	0	0	0	0	0	0	0	0	0	0	0	0	0	
(f)	Financial Institutions / Banks		1	4161	0	0	4161	0.0263	4161	0	4161	0.0263	0	0.0263	0	0	0	0	
(g)	Insurance Companies		2	19701	0	0	19701	0.1245	19701	0	19701	0.1245	0	0.1245	0	0	0	19701	
(h)	Provident Funds/ Pension Funds		0	0	0	0	0	0	0	0	0	0	0	0	0	0	0	0	
(i)	Any Other (Specify)		0	0	0	0	0	0	0	0	0	0	0	0	0	0	0	0	
	Sub Total (B)(1)		3	23862	0	0	23862	0.1508	23862	0	23862	0.1508	0	0.1508	0	0	0	23862	
2	Central Government/ State Government(s)/ President of India																		
	Sub Total (B)(2)		0	0	0	0	0	0	0	0	0	0	0	0	0	0	0	0	
3	Non-Institutions																		
(a)	Individuals																		
	i. Individual shareholders holding nominal share capital up to Rs. 2 lakhs.		14062	5723505	0	0	5723505	36.1601	5723505	0	5723505	36.1601	0	36.1601	0	0	0	5723495	
	ii. Individual shareholders holding nominal share capital in excess of Rs. 2 lakhs.		18	790013	0	0	790013	4.9912	790013	0	790013	4.9912	0	4.9912	0	0	0	790013	
(b)	Thakkalapalli Sampath Rao	AXQPT0544B		158412	0	0	158412	1.0008	158412	0	158412	1.0008	0	1.0008	0	0	0	158412	
(c)	NBFCs registered with RBI		0	0	0	0	0	0	0	0	0	0	0	0	0	0	0	0	
(d)	Employee Trusts		0	0	0	0	0	0	0	0	0	0	0	0	0	0	0	0	
	Overseas Depositories(holding DRs) (balancing figure)		0	0	0	0	0	0	0	0	0	0	0	0	0	0	0	0	
(e)	Any Other (Specify)		931	1256131	0	0	1256131	7.936	1256131	0	1256131	7.936	0	7.936	0	0	0	1256131	
	Trusts		1	500	0	0	500	0.0032	500	0	500	0.0032	0	0.0032	0	0	0	500	
	Foreign Nationals		1	2000	0	0	2000	0.0126	2000	0	2000	0.0126	0	0.0126	0	0	0	2000	
	Hindu Undivided Family		265	252076	0	0	252076	1.5926	252076	0	252076	1.5926	0	1.5926	0	0	0	252076	
	Non Resident Indians (Non Repat)		54	60057	0	0	60057	0.3794	60057	0	60057	0.3794	0	0.3794	0	0	0	60057	
	Non Resident Indians (Repat)		189	229410	0	0	229410	1.4494	229410	0	229410	1.4494	0	1.4494	0	0	0	229410	
	Clearing Member		189	218413	0	0	218413	1.3799	218413	0	218413	1.3799	0	1.3799	0	0	0	218413	
	Bodies Corporate		232	493675	0	0	493675	3.1189	493675	0	493675	3.1189	0	3.1189	0	0	0	493675	
	Sub Total (B)(3)		15011	7769649	0	0	7769649	49.0872	7769649	0	7769649	49.0872	0	49.0872	0	0	0	7769639	
	Total Public Shareholding (B)= (B)(1)+(B)(2)+(B)(3)		15014	7793511	0	0	7793511	49.238	7793511	0	7793511	49.238	0	49.238	0	0	0	7793501	

Details of the shareholders acting as persons in Concert including their Shareholding (No. and %):


No. of shareholders	No. of Shares

Details of Shares which remain unclaimed may be given hear along with details such as number of shareholders, outstanding shares held in demat/unclaimed suspense account, voting rights which are frozen etc.

No. of shareholders	No. of Shares
13	3337

Note :

- (1) PAN would not be displayed on website of Stock Exchange(s).
- (2) The above format needs to disclose name of all holders holding more than 1% of total number of shares
- (3) W.r.t. the information pertaining to Depository Receipts, the same may be disclosed in the respective columns to the extent information available and the balance to be disclosed as held by custodian.



**Mangalam Drugs & Organics Limited**

**Table IV - Statement showing shareholding pattern of the Non Promoter- Non Public shareholder**

Category & Name of the shareholders (I)	PAN (II)	Nos. of shareholders (III)	No. of fully paid up equity shares held (IV)	Partly paid-up equity shares held (V)	No. of shares underlying Depository Receipts (VI)	Total nos. shares held (VII) = (VI) + (III) + (IV) + (V)	Shareholding % calculated as per SCRR, 1957 As a % of (A+B+C2) (VIII) As a % of (A+B+C)	Number of Voting Rights held in each class of securities			Shares Underlying Outstanding convertible securities (including convertible securities) (X)	ing, as a % assuming full conversion of convertible securities (XI) = (X) / (A+B+C) * 100	Number of Locked In shares		Number of Shares pledged or otherwise encumbered		Number of equity shares held in dematerialised form (XIV)	
								No of Voting Rights					Total as a % of (A+B+C) (IX)	No. (a)	As a % of total Shares held (b)	No. (a)		As a % of total Shares held (b)
								Class eg: X	Class eg: Y	Total								
1 Custodian/DR Holder		0	0	0	0	0	0	0	0	0	0	0	0	0	0	0	0	
2 Employee Benefit Trust (under SEBI (Share based Employee Benefit) Regulations, 2014)		0	0	0	0	0	0	0	0	0	0	0	0	0	0	0	0	
Total Non-Promoter- Non Public Shareholding (C) = (C1)+(C2)		0	0	0	0	0	0	0	0	0	0	0	0	0	0	0	0	

Note

- (1) PAN would not be displayed on website of Stock Exchange(s).
- (2) The above format needs to disclose name of all holders holding more than 1% of total number of shares
- (3) W.r.t. the information pertaining to Depository Receipts, the same may be disclosed in the respective columns to the extent information available and the balance to be disclosed as held by custodian.

GENERATED ON :04/01/2017

NSDL : 31/12/2016

CDSL :31/12/2016

